

Fergusson College (Autonomous)

APPLICATION FORM STEPS 2024-2025

Step 1. Create a Username and Password using the Following Link

<https://registration.deccansociety.org/Registration/Apply/FCP>

FERGUSSON COLLEGE (AUTONOMOUS), PUNE.
PUNE

Online Registration

ONLINE REGISTRATION

NOW OPEN FOR REGISTRATION

NOTICE
IMPORTANT DATES FOR ONLINE REGISTRATION/APPLICATION 2023

PHD (BOTANY) - 5	Start from 01/05/2022 11:55AM to 31/05/2022 11:55PM
PHD (BOTANY) - 4	Start from 01/05/2022 11:55AM to 31/05/2022 11:55PM
PHD (BOTANY) - 3	Start from 01/05/2022 11:55AM to 31/05/2022 11:55PM
PHD (BOTANY) - 2	Start from 01/05/2022 11:55AM to 07/12/2022 11:55PM
PHD (BOTANY) - 1	Start from 01/05/2022 11:55AM to 16/11/2022 11:55PM

UserName*
Password*
Confirm Password*
Mobile Number*
Email Id*

Don't have Email then Click here Create Gmail Account

GO TO LOGIN REGISTER

Step 2. After receiving Username and Password (**On Registered Mobile and Email**) click on **GO TO LOGIN** Button and Enter Username and Password.

Then click on the **LOGIN** Button

FERGUSSON COLLEGE (AUTONOMOUS), PUNE.
PUNE

Online Registration

ONLINE REGISTRATION

NOW OPEN FOR REGISTRATION

NOTICE
IMPORTANT DATES FOR ONLINE REGISTRATION/APPLICATION 2023

PHD (BOTANY) - 5	Start from 01/05/2022 11:55AM to 31/05/2022 11:55PM
PHD (BOTANY) - 4	Start from 01/05/2022 11:55AM to 31/05/2022 11:55PM
PHD (BOTANY) - 3	Start from 01/05/2022 11:55AM to 31/05/2022 11:55PM
PHD (BOTANY) - 2	Start from 01/05/2022 11:55AM to 07/12/2022 11:55PM
PHD (BOTANY) - 1	Start from 01/05/2022 11:55AM to 16/11/2022 11:55PM

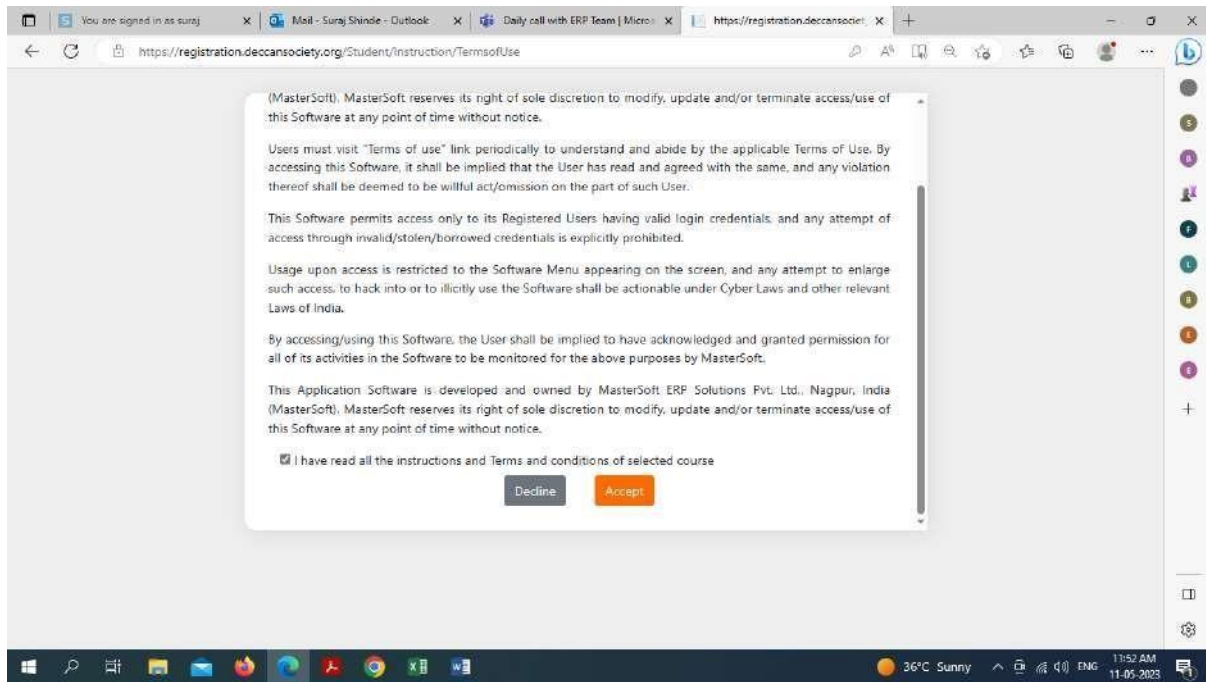
Student Institution

CCIP2023

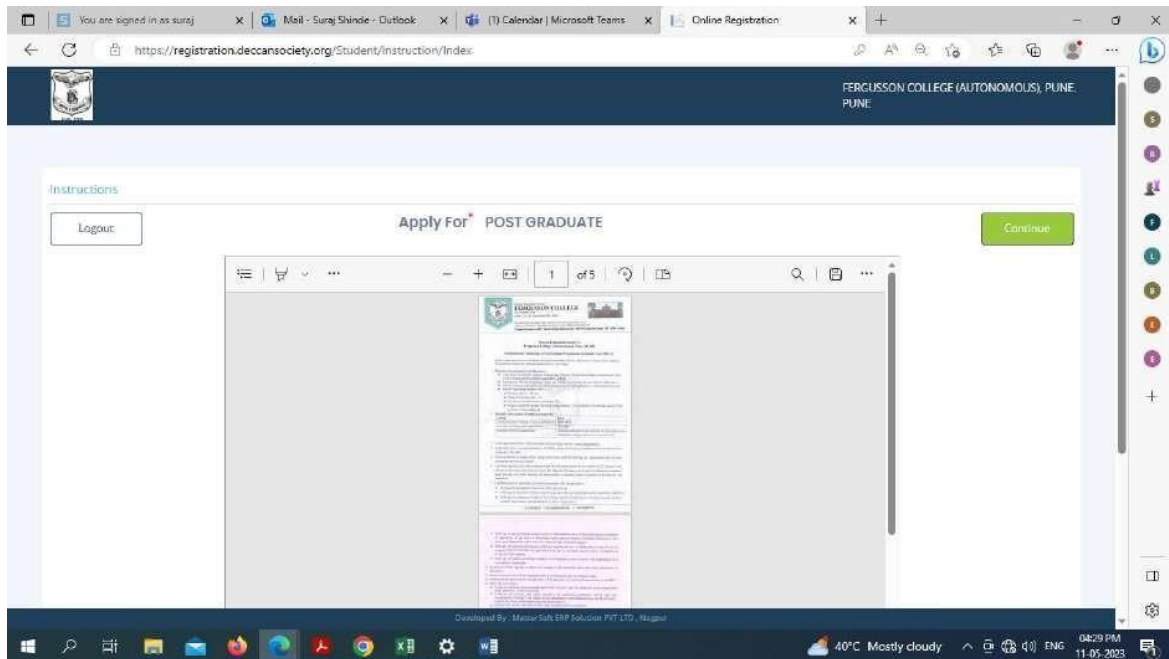
Forgot password?

LOGIN GO TO LOGIN

Step 3. Read and Accept the Terms and Conditions then click on Submit Button



Step 4. Select **UNDER GRADUATE** option from **Apply for** Dropdown, Read Instructions and click on **Continue** Button



Step 5. Fill all **Personal Details** and click on Save Next Button

The screenshot shows the registration portal for Fergusson College (Autonomous), Pune. The user is logged in as 'test_swati'. The navigation bar includes steps: 1. Personal, 2. Address, 3. Education, 4. Photo Signature, and 5. Course Selection. The 'Personal Details' section is active, indicated by a green checkmark. Below the navigation bar, there are instructions for the user, including a note about mobile number and email usage, and a list of requirements for Maharashtra students. The 'Student Personal Section' contains the following fields:

Title *	Last Name/Surname *	First Name *	Middle Name
MRS	SATFLITE	SWATI	YOGESH

Mobile No. *	Email Id *	Gender *	Date of Birth as per Leaving Certificate *
9822414538	SWATI.SATPUTE@FERGUSSON.EDU	Female	21/01/1979

Country *	Birth / Domicile State *	Nationality *	Admission Type *
INDIA	MAHARASHTRA	INDIAN	SPPU

Category Type *

The system tray at the bottom shows the date and time as 04:32 PM on 11-05-2023, with a temperature of 40°C and weather 'Mostly cloudy'.

Step 6. Fill all **Address Details** and click on Save Next Button

The screenshot shows the registration portal for Fergusson College (Autonomous), Pune. The user is logged in as 'CCIP2023'. The navigation bar includes steps: 1. Personal, 2. Address, 3. Photo Signature, and 4. Course Selection. The 'Address Details' section is active, indicated by a green checkmark. Below the navigation bar, there are instructions for the user. The 'Residence / Permanent Address' section contains the following fields:

Permanent Address *	Country *	State *	District *
FLAT NO 204, LAXMI CORNER BUILDING, SHIVANE PUNE	INDIA	MAHARASHTRA	PUNE

City/Village *	PIN Code *
BANER	411023

Same as Permanent Address

The 'Correspondence / Local Address' section contains the following fields:

Temporary Address *	Country *	State *	District *
FLAT NO 204, LAXMI CORNER BUILDING, SHIVANE PUNE	INDIA	MAHARASHTRA	PUNE

City/Village *	PIN Code *
BANER	411023

The system tray at the bottom shows the date and time as 11:56 AM on 11-05-2023, with a temperature of 36°C and weather 'Sunny'.

Step 7. Fill **Education (10th)** Details

The screenshot shows the 'Education Details' form in a web browser. The browser address bar shows 'https://registration.deccansociety.org/Student/EducationDetails/Index'. The page header includes 'FERGUSSON COLLEGE (AUTONOMOUS), PUNE.' and 'Hello, test_swad'. A progress bar at the top indicates the current step is 'Education' (3), with previous steps 'Personal' (1) and 'Address' (2) completed, and 'Photo Signature' (4) and 'Course Selection' (5) pending. The form contains the following fields and instructions:

- Instructions:
 1. Kindly convert all CGPA/G grades into percentage.
 2. Enter SSC and HSC Education Details.
 3. Click ADD option after entering exam level details. Enter details of all mandatory exam level.
- Exam Level * (Dropdown menu: Please Select)
- Exam Name * (Text input: Ex. HSC/SSC/UG/PG)
- Board/University * (Dropdown menu: Please Select)
- School/College * (Text input: Enter School/College)
- Year of Passing * (Text input: Enter Year of Passing)
- Exam Seat Number * (Text input: Enter Exam Seat Number)
- Obtained Marks * (Text input: Enter Obtained Marks)
- Total Marks * (Text input: Enter Total Marks)
- Percentage * (Text input: %)
- CGPA (Text input: Enter CGPA)
- Grade (Text input: Enter Grade)

An 'Add' button is located below the form fields. Below the form is a table with the following columns: Exam Level, Name of Exam, Total Marks, Obt. Marks, CGPA, and Delete.

Step 8. Upload **Photo (Max Size 500kb)** and **Signature (Max Size 300kb)** and click on **Save & Next Button**

The screenshot shows the 'Photo and Signature Details' form in a web browser. The browser address bar shows 'https://registration.deccansociety.org/Student/PhotoSignatureDetails/Index'. The page header includes 'FERGUSSON COLLEGE (AUTONOMOUS), PUNE.' and 'Hello, CCIP2023'. A progress bar at the top indicates the current step is 'Photo Signature' (3), with previous steps 'Personal' (1) and 'Address' (2) completed, and 'Course Selection' (4) pending. The form contains the following fields and instructions:

- Student Photo * (Text input: Upload Photo)
- Student Signature * (Text input: Upload Sign)
- Instructions: Please Select Valid Image File(s) (.JPG, PNG) (Max size 500 kb)

A 'Save & Next' button is located at the bottom right of the form.

Step 9. In the Course Selection Tab select UNDER GRADUATE PROGRAM which you wish to apply

Course Selection

Please let the page load completely, before proceeding with course selection.
In order to apply to multiple programmes please select multiple courses here.

Course

Please Select

- Please Select
- M.A._ECO_SEM 1
- M.A._ENG_SEM 1
- M.A._MAR SEM 1
- M.A._PSYCHOLOGY SEM 1
- M.SC._BIOCHEMISTRY_SEM 1

Application No	Application Status	Paymode	Action	Payment Receipt
MSC_DS1	NOT-CONFIRM	NA	Proceed	

Step 10. Fill up Only LAST QUALIFYING EXAM DETAILS and Click on Save & Next Button

Last Qualifying Exam Details -> Application No- MSC_DS1

Regarding Total out of marks i.e. Grand Total,
If a candidate has studied 36 papers of 100 marks each, over 2 years of study in UG programme then 'Total out of marks' i.e. Grand Total will be of 3600; If the candidate has obtained 3000 marks (taking all the 36 papers together over 2 years of study), then 'Total marks obtained' will be 3000 out of 3600.

Regarding Total Principal Marks,
Out of total 36 papers, suppose, if the candidate has studied 12 papers of 100 marks each under this Honours/Major/Special/Principal Subject in SY and TY then 'Total principal marks' will be 1200; If the candidate has obtained 900 marks in the 12 papers under Honours/Major/Special/Principal Subject, then 'Principal marks obtained' will be 900 out of 1200.

Last Exam Name*
BACHELOR OF SCIENCE

Board/University*
MAHARASHTRA STATE BOARD

School/College*
SP

Pursuing

Obtained Marks*
0

Total Marks*
0

Last Qualifying Subject Details

Note: Do not enter marks for not applicable subject.

Subject	Obt. Marks	Total Marks
(PRINCIPAL/HONOURS/ MAJOR/SPECIAL)	1500	1900

Step 11. Upload Mandatory Document and Click on the ADD Button then Save & Next Button

The screenshot shows the registration portal for Fergusson College (Autonomous), Pune. The user is logged in as 'suraj'. The navigation bar includes steps 1 through 9: Personal, Address, Education, Photo Signature, Course Selection, Last Qualifying, Documents, Payment, and Confirm Registration. The 'Documents' step is currently active.

Upload Document Application No: MSC_DS1

Those who have completed under graduate degree and final marksheet is available, upload final degree marksheet.
Those who are awaiting final results, upload latest semester results under final degree marksheet.

Name of Document: Upload Document:

* Please select valid image file(e.g. JPG,JPEG,GIF,PNG,PDF)
* Maximum size 200 kb

Document List

Document Name	Download	Delete
10TH MARKSHEET		
CASTE CERTIFICATE		
DIVYANG CERTIFICATE		
DEFENCE CERTIFICATE		
JADHAR CARD		
NON-IMPARTY PARENTS FOR GIRLS		

Step 12. Pay your registration Fee using (Debit, Credit Card, net Banking, UPI)

The screenshot shows the registration portal for Fergusson College (Autonomous), Pune. The user is logged in as 'suraj'. The navigation bar includes steps 1 through 9: Personal, Address, Education, Photo Signature, Course Selection, Last Qualifying, Documents, Payment, and Confirm Registration. The 'Payment' step is currently active.

Please let the page load completely, before proceeding with Payment.

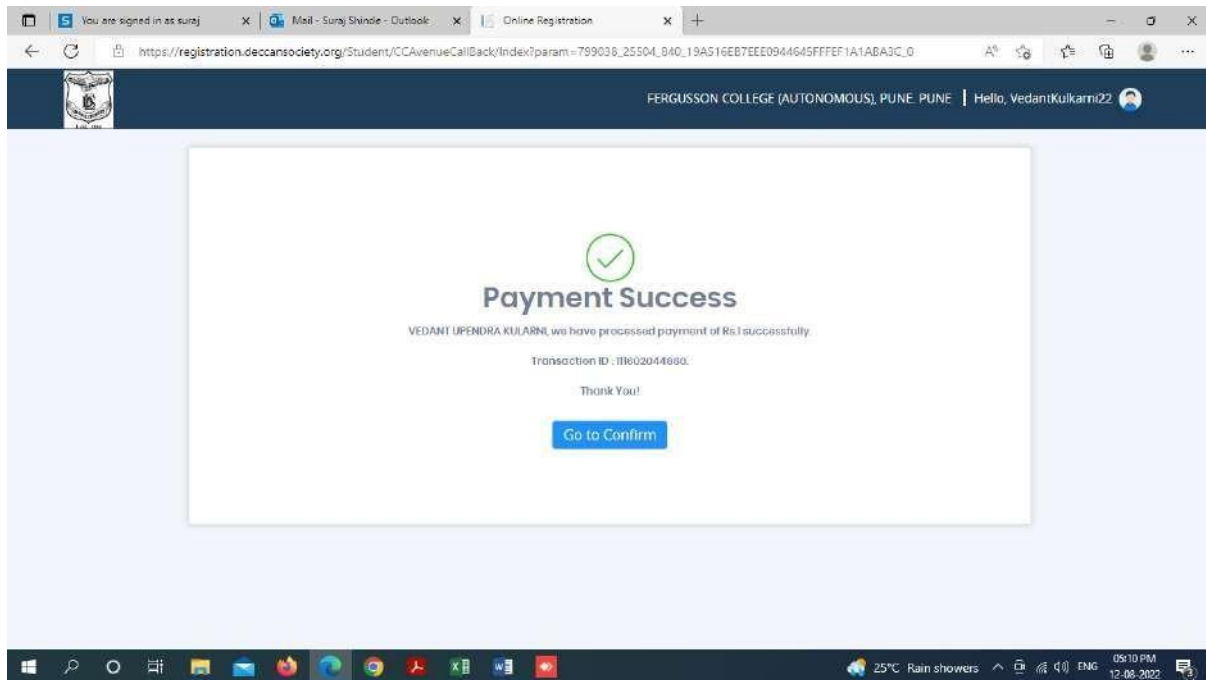
PAYMENT=> Application No - MSC_DS1

Registration / Application Amount To Pay

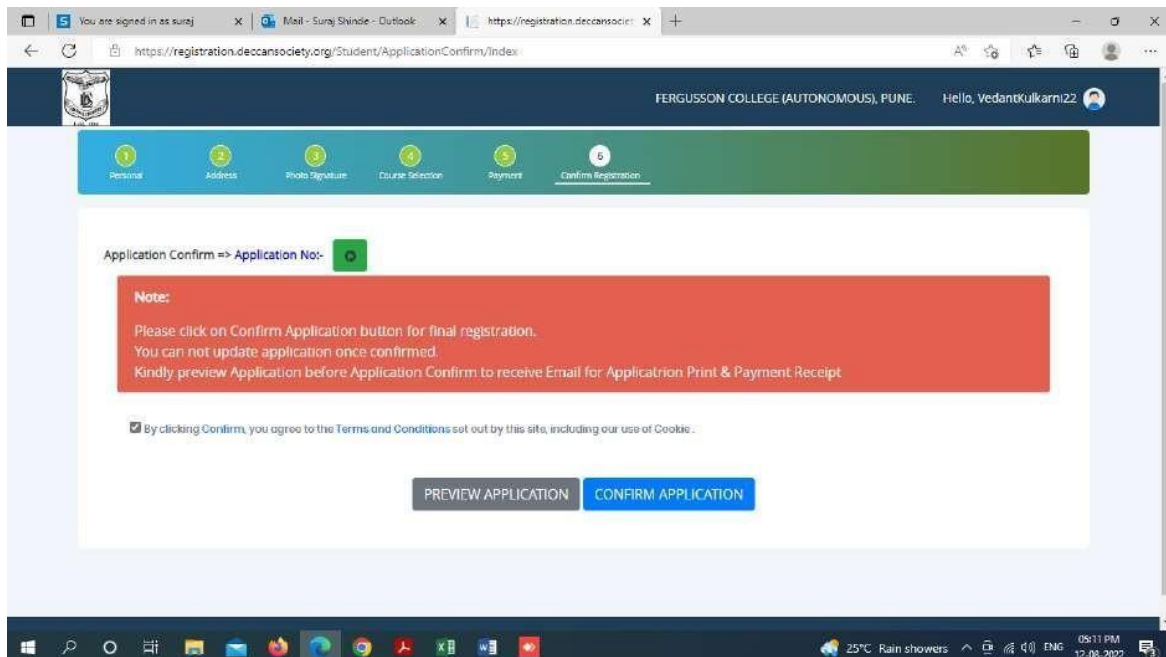
₹ 800

Note - WAIT FOR 24 HOURS IN CASE OF PAYMENT DEDUCTED AND NOT REFLECTED ON REGISTRATION PORTAL.

Step 13. After successful payment click on the **Go to Confirm Button**



Step 14. Preview your application before confirming the application.



Step 15. After the confirmation of application print your application form and Fee Receipt (If required for your purpose)

FERGUSSON COLLEGE (AUTONOMOUS), PUNE. Hello, VedantKulkarni22

1 Personal 2 Address 3 Photo Signature 4 **Course Selection** 5 Payment 6 Confirm Registration

Course Selection

Please let the page load completely, before proceeding with course selection.

Course
 Please Select

Save & Next

Course	Application No	Application Status	Paymode	Action	Payment Receipt
BASIC CERTIFICATE COURSE IN ENGLISH - 1	B ENG101	CONFIRM	Online	Print Application	Print

25°C Rain showers 09:12 PM 12-08-2022