

Fergusson College (Autonomous)

PG COURSES APPLICATION FORM STEPS 2023-2024

Step 1. Create Username and Password using Following Link

<https://registration.deccansociety.org/Registration/Apply/FCP>

FERGUSSON COLLEGE (AUTONOMOUS), PUNE, PUNE

Online Registration

ONLINE REGISTRATION

NOW OPEN FOR REGISTRATION

NOTICE
IMPORTANT DATES FOR ONLINE REGISTRATION/APPLICATION 2023

PHD (BOTANY) - 5	Start from 01/05/2022 11:55AM to 31/05/2022 11:55PM
PHD (BOTANY) - 4	Start from 01/05/2022 11:55AM to 31/05/2022 11:55PM
PHD (BOTANY) - 3	Start from 01/05/2022 11:55AM to 31/05/2022 11:55PM
PHD (BOTANY) - 2	Start from 01/05/2022 11:55AM to 07/12/2022 11:55PM
PHD (BOTANY) - 1	Start from 01/05/2022 11:55AM to 16/11/2022 11:55PM

UserName*
Password*
Confirm Password*
Mobile Number*
Email Id*

Don't have Email then Click here Create Gmail Account

GO TO LOGIN REGISTER

Step 2. After receiving Username and Password (**On Registered Mobile and Email**) click on **GO TO LOGIN** Button and Enter Username and Password.

Then click on the **LOGIN** Button

FERGUSSON COLLEGE (AUTONOMOUS), PUNE, PUNE

Online Registration

ONLINE REGISTRATION

NOW OPEN FOR REGISTRATION

NOTICE
IMPORTANT DATES FOR ONLINE REGISTRATION/APPLICATION 2023

PHD (BOTANY) - 5	Start from 01/05/2022 11:55AM to 31/05/2022 11:55PM
PHD (BOTANY) - 4	Start from 01/05/2022 11:55AM to 31/05/2022 11:55PM
PHD (BOTANY) - 3	Start from 01/05/2022 11:55AM to 31/05/2022 11:55PM
PHD (BOTANY) - 2	Start from 01/05/2022 11:55AM to 07/12/2022 11:55PM
PHD (BOTANY) - 1	Start from 01/05/2022 11:55AM to 16/11/2022 11:55PM

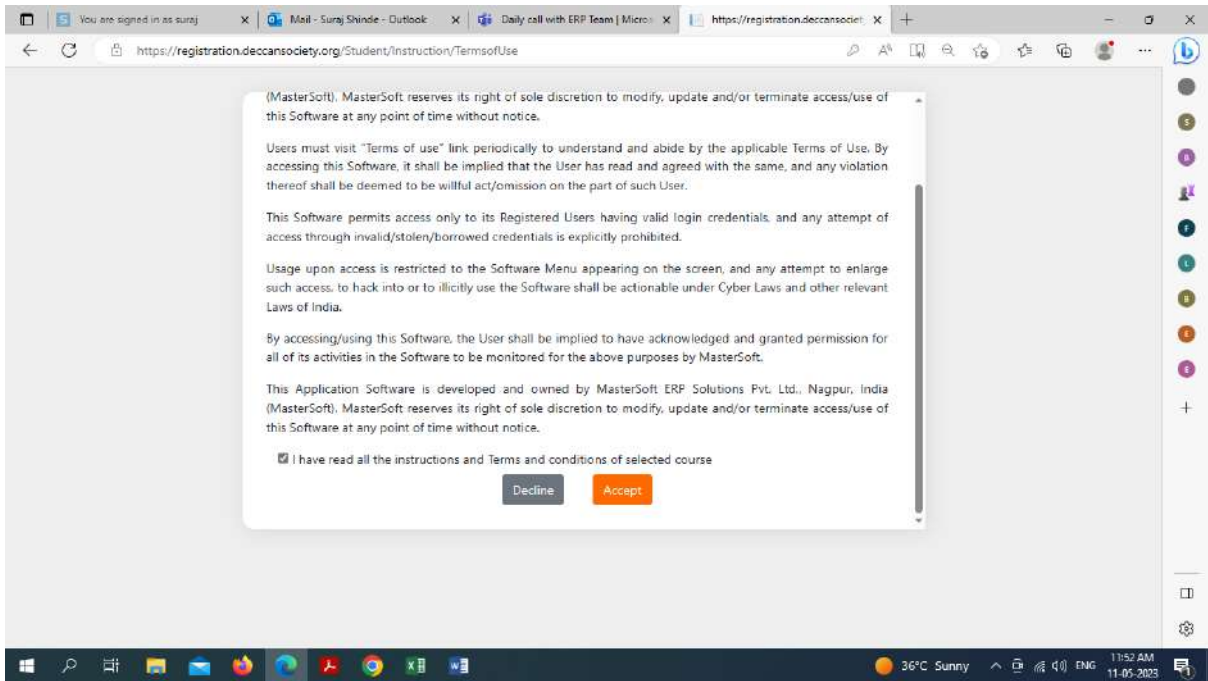
Student Institution

CCIP2023

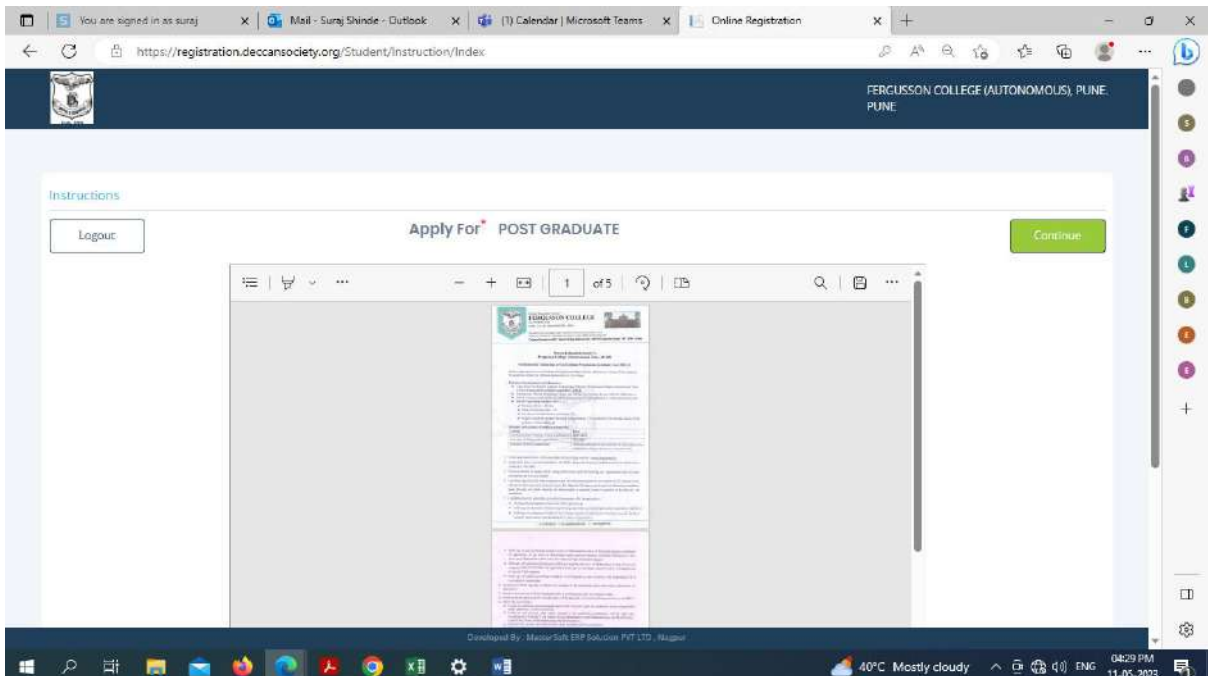
Forgot password?

LOGIN Go to scan QR

Step 3. Read and Accept the Terms and Conditions then click on Submit Button



Step 4. Select **POST GRADUATE** option from **Apply for** Dropdown, Read Instructions and click on **Continue** Button



Step 5. Fill all **Personal Details** and click on Save Next Button

The screenshot shows a web browser window with the URL <https://registration.deccansociety.org/Student/PersonalDetails/Index>. The page header includes the Fergusson College (Autonomous), Pune logo and the user name 'Hello, test_swati'. A progress bar at the top indicates the current step is 'Personal' (1), with other steps being 'Address' (2), 'Education' (3), 'Photo Signature' (4), and 'Course Selection' (5).

Personal Details

1. The mobile number and email id used to register will be used for further communication. Ensure you have access to them throughout the admission process.
2. Without caste certificate, student will be treated as OPEN candidates.
3. Other state Caste certificate is not valid.
4. A student will be treated as a 'Maharashtra student' if one of the following requirements are met with -
• The student holds a Maharashtra domicile certificate.
• The student has successfully appeared for 10th and 12th board exams from schools located in the state of Maharashtra.
5. Please, click SAVE & NEXT after entering information.

Student Personal Section

Title *	Last Name/Surname *	First Name *	Middle Name
MRS	SATPUTE	SWATI	YOGESH
Mobile No. *	Email id *	Gender *	Date of Birth as per Leaving Certificate *
9822414538	SWATI.SATPUTE@FERGUSSON.EDU	Female	21/01/1979
Country *	Birth / Domicile State *	Nationality *	Admission Type *
INDIA	MAHARASHTRA	INDIAN	SPPU

Category Type *

Step 6. Fill all **Address Details** and click on Save Next Button

The screenshot shows a web browser window with the URL <https://registration.deccansociety.org/Student/AddressDetails/Index>. The page header includes the Fergusson College (Autonomous), Pune logo and the user name 'Hello, CCIP2023'. A progress bar at the top indicates the current step is 'Address' (2), with other steps being 'Personal' (1), 'Photo Signature' (3), and 'Course Selection' (4).

Address Details

Residence / Permanent Address

Permanent Address *	Country *	State *	District *
FLAT NO 204, LAXMI CORNER BUILDING, SHIVANE PUNE	INDIA	MAHARASHTRA	PUNE
City/Village *	PIN Code *		
BAHER	411023		

Correspondence / Local Address

Same as Permanent Address

Temporary Address *	Country *	State *	District *
FLAT NO 204, LAXMI CORNER BUILDING, SHIVANE PUNE	INDIA	MAHARASHTRA	PUNE
City/Village *	PIN Code *		
BAHER	411023		

Step 7. Fill Education (10th and 12th only) Details

The screenshot shows the 'Education Details' form in a web browser. The browser address bar shows 'https://registration.deccansociety.org/Student/EducationDetails/Index'. The page header includes the Fergusson College logo and the text 'FERGUSSON COLLEGE (AUTONOMOUS), PUNE.' and 'Hello, test_swati'. A progress bar at the top indicates the current step is 'Education' (3), with previous steps 'Personal' (1) and 'Address' (2) completed, and 'Photo Signature' (4) and 'Course Selection' (5) pending.

Education Details

1. Kindly convert all CGPA/Grades into percentage.
2. Enter SSC and HSC Education Details.
3. Click ADD option after entering exam level details, Enter details of all mandatory exam level.

Exam Level *
Please Select

Exam Name *
Ex. HSC/SSO/UG/PG

Board/University *
Please Select

School/College *
Enter School/College

Year of Passing *
Enter Year of Passing

Exam Seat Number *
Enter Exam Seat Number

Obtained Marks *
Enter Obtained Marks

Total Marks *
Enter Total Marks

Percentage *
%

CGPA
Enter CGPA

Grade
Enter Grade

Add

Exam Level	Name of Exam	Total Marks	Obt. Marks	CGPA	Delete
------------	--------------	-------------	------------	------	--------

The Windows taskbar at the bottom shows the date as 11-05-2023 and the time as 04:34 PM. The system tray includes weather information: 40°C Mostly cloudy.

Step 8. Upload Photo (Max Size 500kb) and Signature (Max Size 300kb) and click on Save & Next Button

The screenshot shows the 'Photo and Signature Details' form in a web browser. The browser address bar shows 'https://registration.deccansociety.org/Student/PhotoSignatureDetails/Index'. The page header includes the Fergusson College logo and the text 'FERGUSSON COLLEGE (AUTONOMOUS), PUNE.' and 'Hello, CCIP2023'. A progress bar at the top indicates the current step is 'Photo Signature' (3), with previous steps 'Personal' (1) and 'Address' (2) completed, and 'Education' (4) pending.

Photo and Signature Details

Student Photo *
Upload Photo

Student Signature *
Upload Sign

Please Select Valid Image File (e.g. JPG, PNG) (Max size 500 kb)

Please Select Valid Image File (e.g. JPG, PNG) (Max size 300 kb)

Save & Next

The Windows taskbar at the bottom shows the date as 11-05-2023 and the time as 12:02 PM. The system tray includes weather information: 36°C Sunny.

Step 9. In Course Selection Tab select **POST GRADUATE COURSE which you wish to apply**

Course Selection

Please let the page load completely, before proceeding with course selection.
In order to apply to multiple programmes please select multiple courses here.

Course

Please Select

- Please Select
- M.A._ECO_SEM 1
- M.A._ENG_SEM 1
- M.A._MAR_SEM 1
- M.A._PSYCHOLOGY_SEM 1
- M.SC._BIOCHEMISTRY_SEM 1

Application No	Application Status	Paymode	Action	Payment Receipt
MSc_DS1	NOT-CONFIRM	NA	Proceed	

Step 10. Fill up Only **LAST QUALIFYING EXAM DETAILS and Click on Save & Next Button**

Last Qualifying Exam Details => Application No:- MSc_DS1

Regarding Total out of marks i.e. Grand Total,
If a candidate has studied 36 papers of 100 marks each, over 3 years of study in UG programme then 'Total out of marks' i.e. Grand Total will be of 3600; if the candidate has obtained 3000 marks (taking all the 36 papers together over 3 years of study), then 'Total marks obtained' will be 3000 out of 3600.

Regarding Total Principal Marks,
Out of total 36 papers appeared, if the candidate has studied 12 papers of 100 marks each under the Honours/Major/Special/Principal Subject in SY and TY then 'Total principal marks' will be 1200; if the candidate has obtained 800 marks in the 12 papers under Honours/Major/Special/Principal Subject, then 'Principal marks obtained' will be 800 out of 1200.

Last Exam Name*
BACHELOR OF SCIENCE

Pursuing

Board/University*
MAHARASHTRA STATE BOARD

School/College*
SP

Obtained Marks*
0

Total Marks*
0

Last Qualifying Subject Details

Note: Do not enter marks for not applicable subject.

Subject	Obt. Marks	Total Marks
(PRINCIPAL/HONOURS/ MAJOR/SPECIAL)	1500	1200

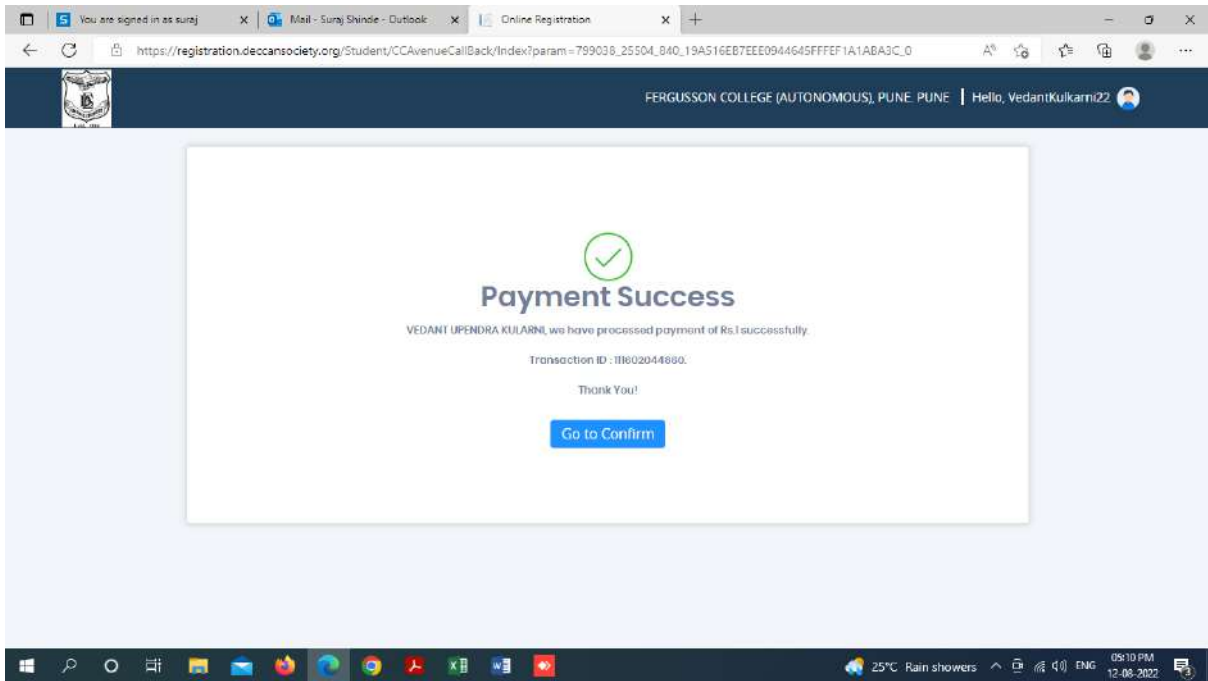
Step 11. Upload Mandatory Document and Click on ADD Button then Save & Next Button

The screenshot shows a web browser window with the URL <https://registration.deccansociety.org/Student/DocumentDetails/Index>. The page header identifies the user as 'test_swati' at 'FERGUSSON COLLEGE (AUTONOMOUS), PUNE.'. A progress bar at the top indicates the current step is 'Documents' (7), with previous steps like 'Personal', 'Address', 'Education', 'Photo Signature', 'Course Selection', and 'Last Qualifying' completed. The main content area is titled 'Upload Document -> Application No- MSC_DS1'. It contains instructions for uploading final degree marksheet and latest semester results. There is a form to enter the document name and a 'Browse...' button. A table on the right lists documents to be uploaded: 12TH MARKSHEET, CASTE CERTIFICATE, DIVYANG CERTIFICATE, DEFENCE CERTIFICATE, RADHAR CARD, and IDENTITY EVIDENCE FOR ORPHAN. Each row has 'Download' and 'Delete' icons. A '+ Add' button is at the bottom left, and a 'Save & Next' button is at the bottom right.

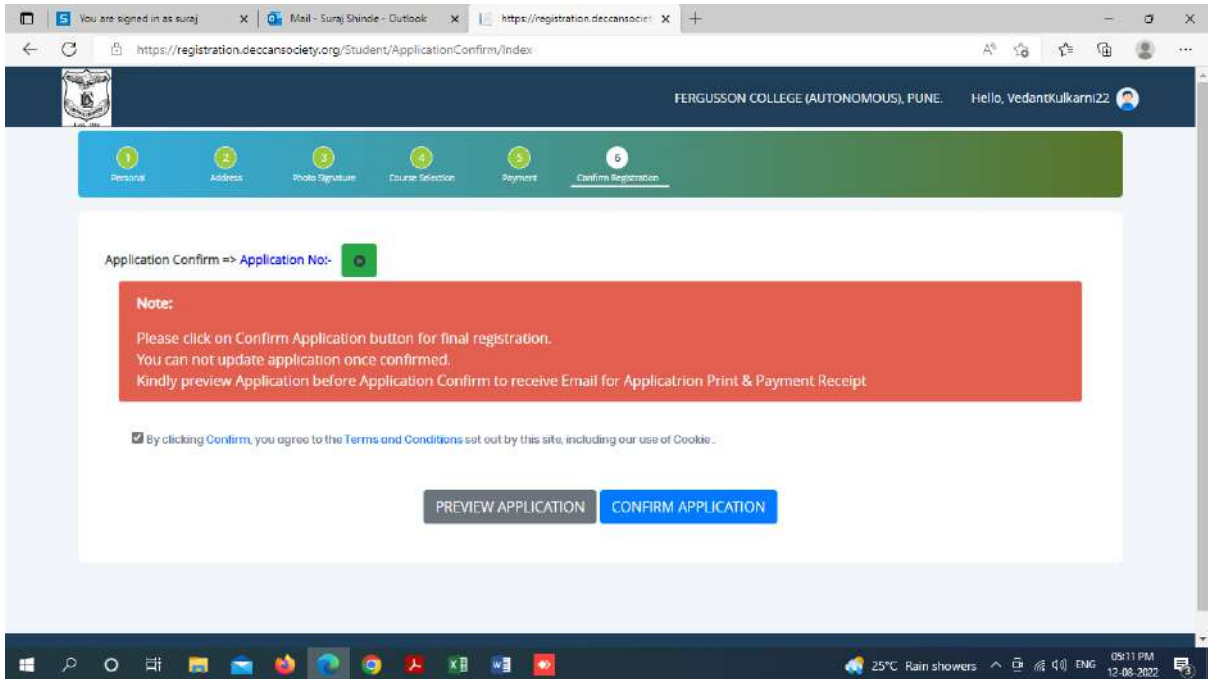
Step 12. Pay your registration Fee using (Debit, Credit Card, net Banking, UPI)

The screenshot shows the 'MakePayment/Index' page of the registration portal. The progress bar now highlights the 'Payment' step (8). The main content area displays a message: 'Please let the page load completely, before proceeding with Payment.' Below this, it shows 'PAYMENT=> Application No- MSC_DS1' and 'Registration / Application Amount To Pay ₹ 800'. A large green 'PAY NOW' button is centered. At the bottom, a red box contains the note: 'Note : WAIT FOR 24 HOURS IN CASE OF PAYMENT DEDUCTED AND NOT REFLECTED ON REGISTRATION PORTAL.' The browser's taskbar at the bottom shows the system time as 04:39 PM on 11-05-2023.

Step 13. After successful payment click on the **Go to Confirm Button**



Step 14. Preview your application before confirming the application



Step 15. After the confirmation of application print your Application form and Fee Receipt (If required for your purpose)

FERGUSSON COLLEGE (AUTONOMOUS), PUNE. Hello, VedantKulkarni22

1 Personal 2 Address 3 Photo Signature 4 Course Selection 5 Payment 6 Confirm Registration

Course Selection

Please let the page load completely, before proceeding with course selection.

Course*
Please Select

Save & Next

Course	Application No	Application Status	Paymode	Action	Payment Receipt
BASIC CERTIFICATE COURSE IN ENGLISH - 1	B ENG101	CONFIRM	Online	Print Application	Print

25°C Rain showers 09:12 PM 12-08-2022