




Deccan Education Society's

# FERGUSSON COLLEGE

(AUTONOMOUS)

PUNE - 411 004, MAHARASHTRA, INDIA.



An Autonomous College (under Savitribai Phule Pune University, Pune)

(ID No. PU / PN / AS / 002 / 1885) NAAC Accredited "A" Grade, CGPA 3.62 on 4 point scale


College of Excellence (UGC) | Special Heritage Status by UGC | DST FIST Supported College | DBT - STAR College


Date :- 17 / 05 / 2022


## Notice for Students (UG and PG)

All Students can now download their end semester examination (May 2022 session) hall ticket from their Master soft ERP Login by following the instructions below.

Students must note that it is mandatory to always carry their hall ticket during their Theory as well as Practical Examination.

  
**CoE**  
**Controller of Examination**  
Fergusson College (Autonomous), Pune-4

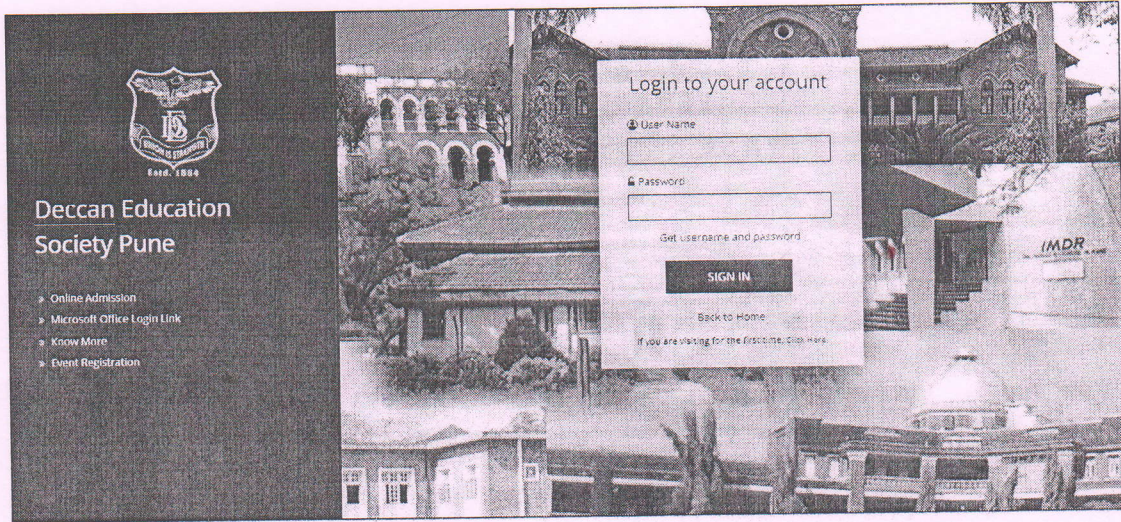


  
**PRINCIPAL**  
**Principal**  
Fergusson College (Autonomous), Pune-4

## STEP 1

PATH- CLICK ON BELOW LINK ---> ENTER CREDENTIALS---> SIGN IN

<https://livestudent.deccansociety.org/>



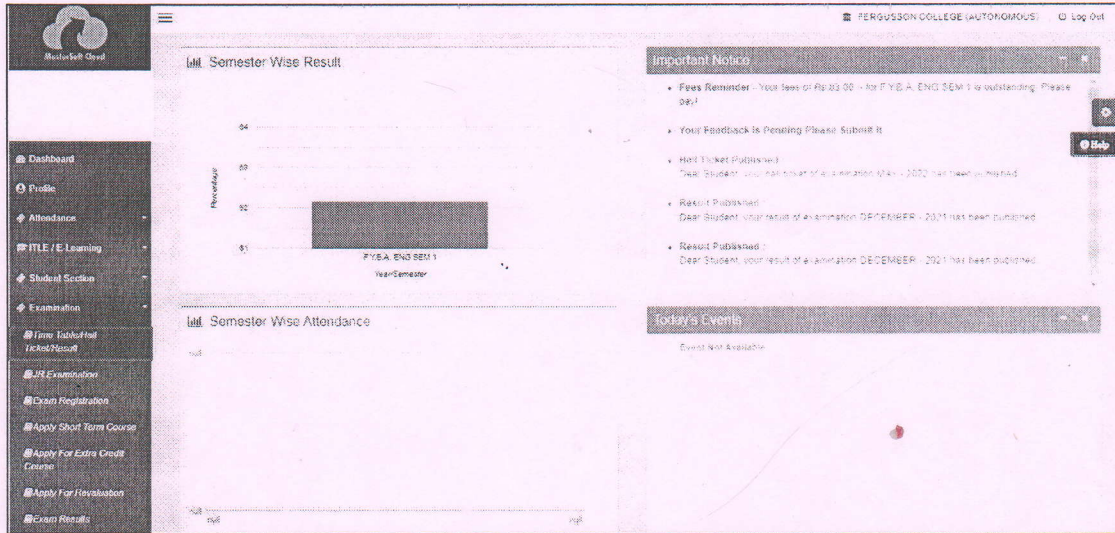
## STEP 2

CLICK ON EXAMINATION TAB

The image shows a student dashboard for FERGUSON COLLEGE (AUTONOMOUS). The top right corner has the college name and a 'Log Out' button. The main content area is divided into three sections: 'Semester Wise Result', 'Semester Wise Attendance', and 'Important Notice'. The 'Semester Wise Result' section displays a bar chart for 'FUGA - ENO SEM 1' with a score of 90. The 'Semester Wise Attendance' section shows a bar chart for 'FUGA - ENO SEM 1' with an attendance of 90%. The 'Important Notice' section contains several announcements, including fee reminders, feedback requests, and exam result publications for DECEMBER - 2021. A 'Today's Events' section is also visible at the bottom right.

### STEP 3

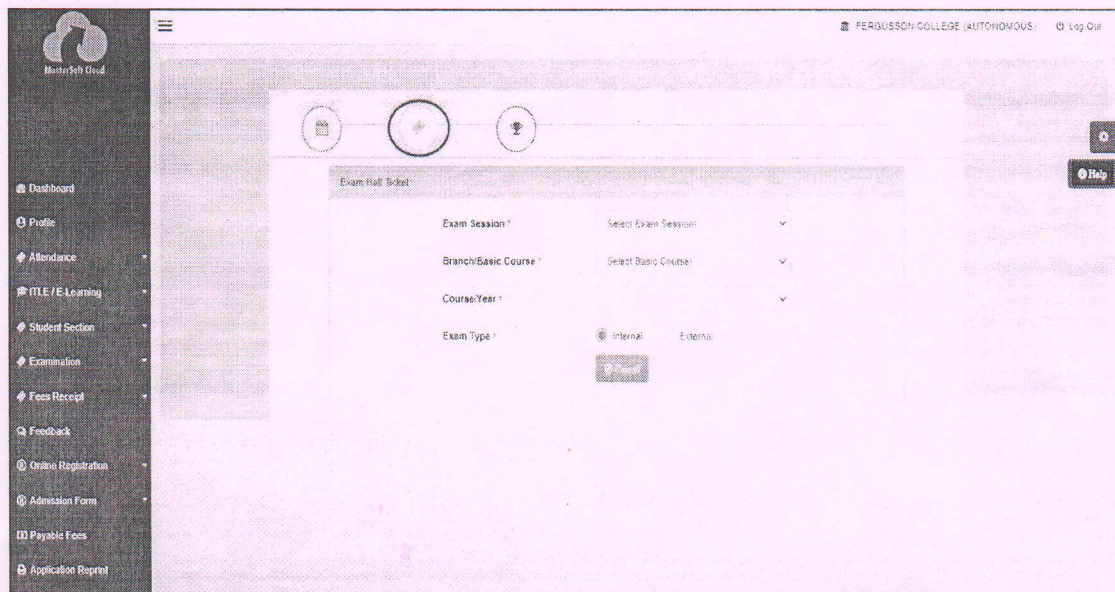
PATH - CLICK ON TIME TABLE/HALL TICKET /RESULT



The screenshot shows the MasterSoft dashboard for FERGUSON COLLEGE (AUTONOMOUS). The left sidebar contains navigation options: Dashboard, Profile, Attendance, TIME / E-Learning, Student Section, Examination, Time Table/Hall Ticket/Result, JRF Examination, Exam Registration, Apply Short Term Course, Apply For Extra Credit Course, Apply For Hostel/Board, and Exam Results. The main content area is divided into two sections: 'Semester Wise Result' and 'Semester Wise Attendance'. The 'Semester Wise Result' section features a bar chart with 'Percentage' on the y-axis (0 to 100) and 'Year+Semester' on the x-axis. A single bar for 'Y B.A. END SEM 1' reaches the 100% mark. The 'Semester Wise Attendance' section features a line graph with 'Percentage' on the y-axis (0 to 100) and 'Year+Semester' on the x-axis. The line shows a fluctuating trend. On the right side, there are two panels: 'Important Notice' with several bullet points regarding fees, feedback, and exam results, and 'Today's Events' which currently shows 'Event Not Available'.

### STEP 4

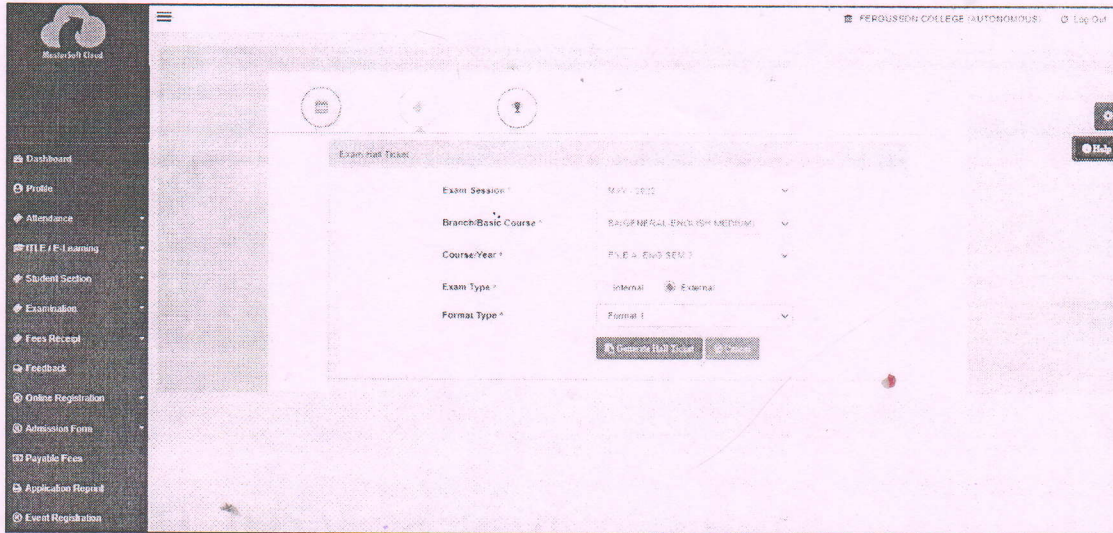
PATH - CLICK ON EXAM HALL TICKET



The screenshot shows the MasterSoft dashboard for FERGUSON COLLEGE (AUTONOMOUS) with the 'Exam Hall Ticket' form open. The left sidebar is the same as in Step 3. The main content area displays the 'Exam Hall Ticket' form with the following fields: 'Exam Session' (dropdown menu), 'Branch/Basic Course' (dropdown menu), 'Course/Year' (dropdown menu), and 'Exam Type' (radio buttons for 'Internal' and 'External'). The 'Internal' radio button is selected. The form is set against a light blue background with a grid pattern.

## STEP 5

GIVE THE SELCTION AND GENERATE THE HALL TICKET



The screenshot displays the 'Exam Hall Ticket' generation interface within the MasterSoft system. The interface includes a sidebar menu on the left with various navigation options such as Dashboard, Profile, Attendance, and Examination. The main content area features a form with the following fields:

- Exam Session:** Dropdown menu with 'May - 2022' selected.
- Branch/Basic Course:** Dropdown menu with 'BAUGRAPHICAL ENGLISH MEDICAL' selected.
- Course/Year:** Dropdown menu with 'FIVE & FIVE SEM 3' selected.
- Exam Type:** Radio buttons for 'Internal' (selected) and 'External'.
- Format Type:** Dropdown menu with 'Format 1' selected.

At the bottom of the form, there are two buttons: 'Generate Hall Ticket' and 'Cancel'.

# THANK YOU